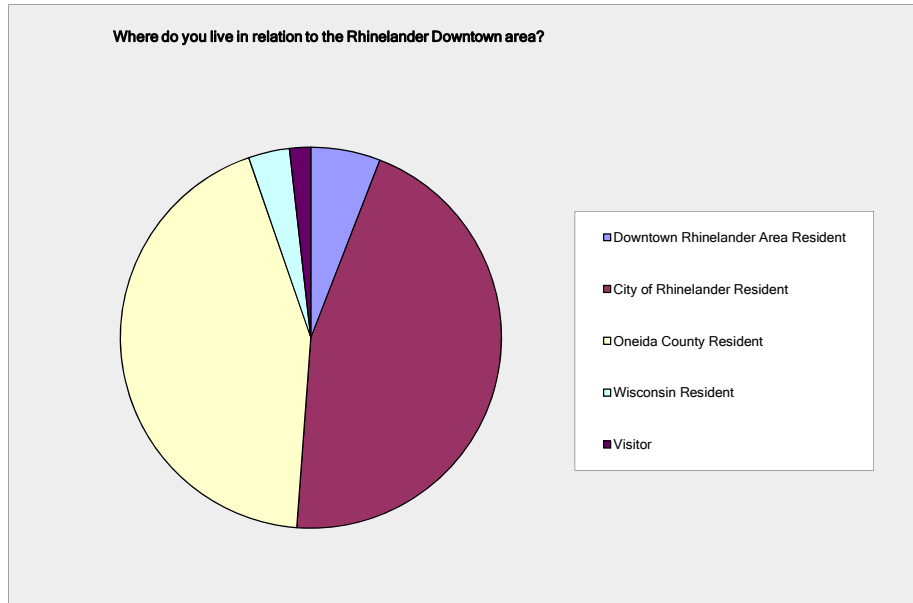


Where do you live in relation to the Rhinelanders Downtown area?

Answer Options	Survey Total	
	Response Percent	Response Count
Downtown Rhinelanders Area Resident	5.9%	43
City of Rhinelanders Resident	45.3%	329
Oneida County Resident	43.6%	317
Wisconsin Resident	3.4%	25
Visitor	1.8%	13
answered question		727
skipped question		0

Conclusion:

A majority the survey live in Rhinelanders or adjacent townships

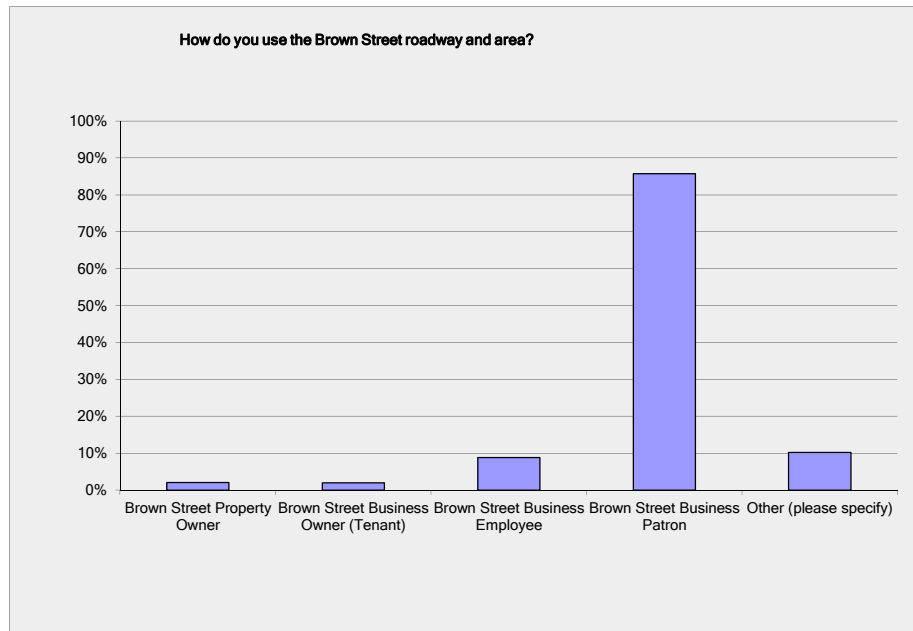


How do you use the Brown Street roadway and area?

Answer Options	Survey Total		Comparison Totals	
	Response Percent	Response Count	Rhinelanders Residents	Downtown Residents
Brown Street Property Owner	2.2%	16	1.52%	16.3%
Brown Street Business Owner (Tenant)	1.9%	14	1.52%	4.7%
Brown Street Business Employee	8.8%	64	10.94%	2.3%
Brown Street Business Patron	85.7%	622	86.32%	65.1%
Other (please specify)	10.5%	76	10.33%	16.3%
answered question		726	329	43
skipped question		1	0	0
skipped %		0%	0%	0%

Conclusion:

A majority of those taking survey indicate use of the downtown area as a patron

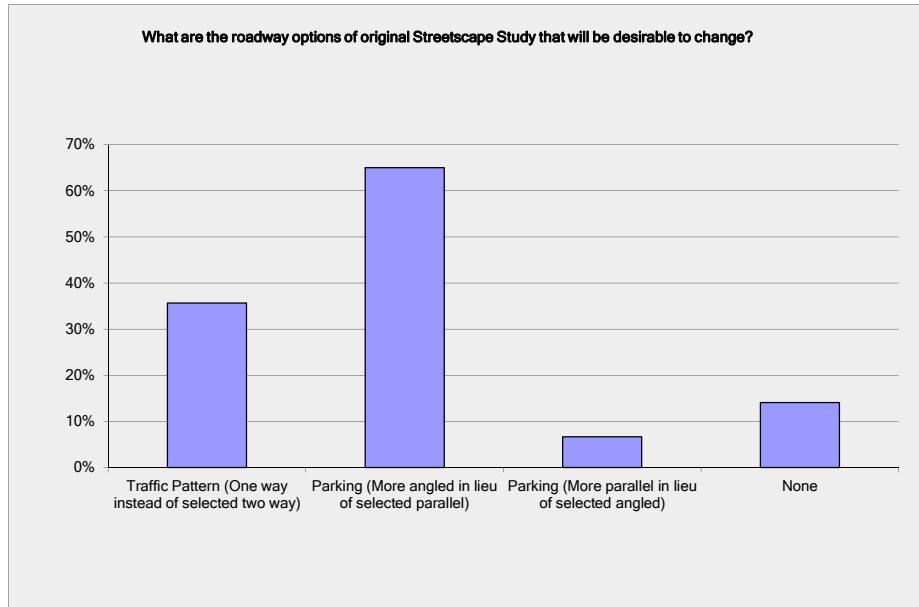


What are the roadway options of original Streetscape Study that will be desirable to change?

Answer Options	Survey Total		Comparison Totals	
	Response Percent	Response Count	Rhinelander Residents	Downtown Residents
Traffic Pattern (One way instead of selected two way)	35.6%	248	35.69%	41.5%
Parking (More angled in lieu of selected parallel)	65.2%	454	64.31%	58.5%
Parking (More parallel in lieu of selected angled)	6.8%	47	6.11%	14.6%
None	14.1%	98	14.15%	14.6%
<i>answered question</i>		696	311	41
<i>skipped question</i>		31	18	2
<i>skipped %</i>		4%	6%	5%

Conclusion:

A majority of those surveyed would like to see more parking. This aligns then with a need to use one-way traffic

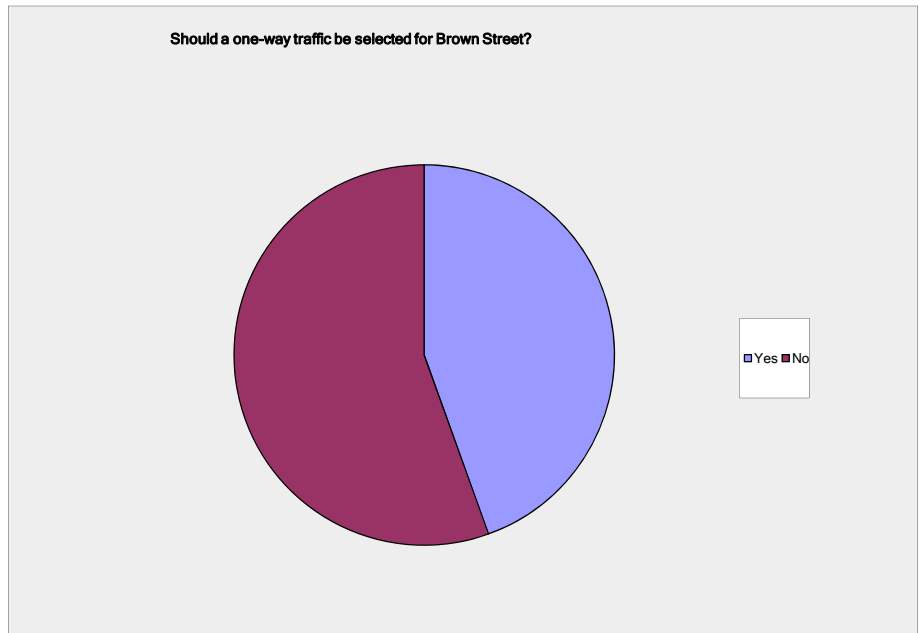


Should a one-way traffic be selected for Brown Street?

Answer Options	Survey Total		Comparison Totals	
	Response Percent	Response Count	Rhinelander Residents	Downtown Residents
Yes	44.3%	296	44.26%	46.2%
No	55.7%	372	55.74%	53.9%
<i>answered question</i>		668	305	39
<i>skipped question</i>		59	24	4
<i>skipped %</i>		9%	8%	10%

Conclusions:

A majority of surveyed indicate preference to use two-way traffic.

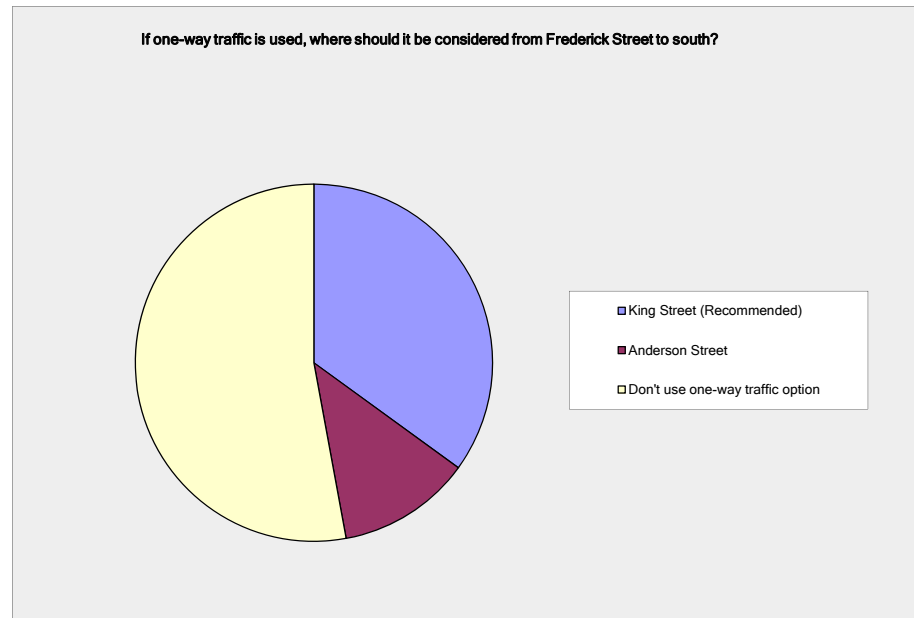


If one-way traffic is used, where should it be considered from Frederick Street to south?

Answer Options	Survey Total		Comparison Totals	
	Response Percent	Response Count	Rhinelanders Residents	Downtown Residents
King Street (Recommended)	34.9%	231	34.11%	30.8%
Anderson Street	12.0%	79	12.37%	15.4%
Don't use one-way traffic option	53.1%	351	53.51%	53.9%
<i>answered question</i>		661	299	39
<i>skipped question</i>		66	30	4
<i>skipped %</i>		10%	10%	10%

Conclusion:

A majority of surveyed selected to use King Street as an end point if one-way traffic is used, and, a majority again prefer two-way traffic.

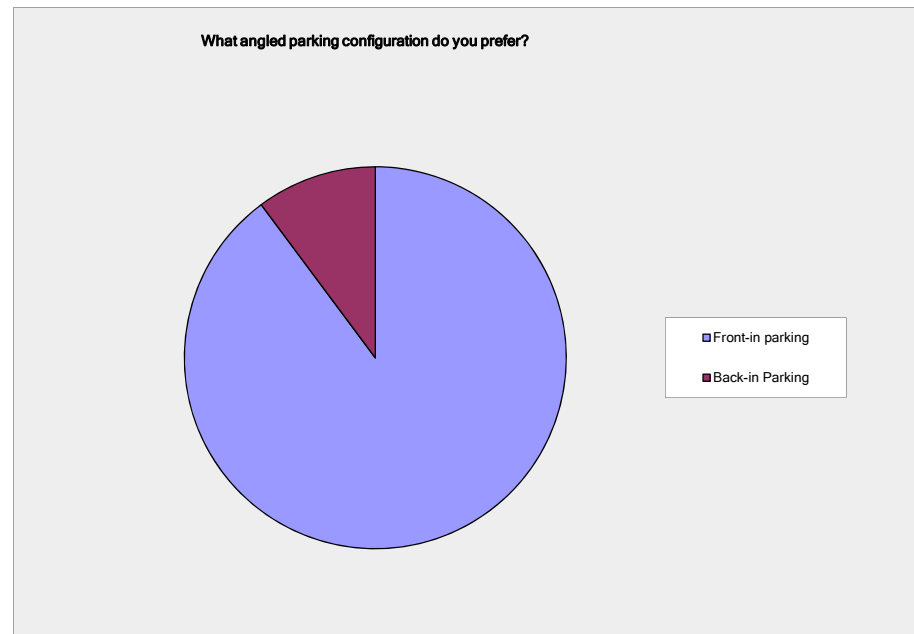


What angled parking configuration do you prefer?

Answer Options	Survey Total		Comparison Totals	
	Response Percent	Response Count	Rhinelanders Residents	Downtown Residents
Front-in parking	89.7%	594	90.00%	86.8%
Back-in Parking	10.3%	68	10.00%	13.2%
<i>answered question</i>		662	300	38
<i>skipped question</i>		65	29	5
<i>skipped %</i>		10%	10%	13%

Conclusion:

A majority of surveyed prefer to use front in angled parking.



Which roadway option would you select be completed for Brown Street?

Answer Options	Survey Total		Comparison Totals	
	Response Percent	Response Count	Rhinelanders Residents	Downtown Residents
Streetscape Design Option	42.7%	246	44.62%	41.7%
Option 1 - One-way to King with front-in parking	28.5%	164	28.46%	22.2%
Option 2 - One-way to Anderson with front-in parking	21.2%	122	20.38%	33.3%
Option 3 - One-way to King with back-in parking	5.6%	32	4.23%	0.0%
Option 4 - One-way to Anderson with back-in parking	2.1%	12	2.31%	2.8%
<i>answered question</i>		576	260	36
<i>skipped question</i>		151	69	7
<i>skipped %</i>		26%	27%	19%

Conclusion:

A majority of those taking the survey would prefer to continue with use of the Streetscape Design.

